

## How to install and run Portable-Ubuntu in Windows Vista 32 bit.

Download the package on this page <http://portableubuntu.sourceforge.net/index.php?section=main> go to the Download tab) and download Portable\_Ubuntu.exe

Create a directory called: Portable-Ubuntu

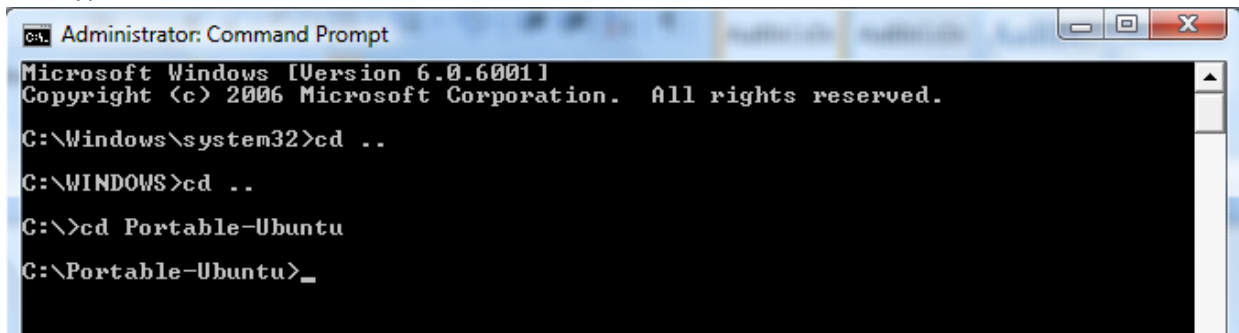
Open the package Portable\_Ubuntu.exe and install it in the new directory: Portable-Ubuntu

Now go to Start, All Programs, Accessories, and RIGHT CLICK on Command Prompt and

RUN AS ADMINISTRATOR. This will start cmd.exe in administrator mode. (This is important)

Now go to the directory Portable-Ubuntu. (Some don't know how, so type `cd ..` and hit enter and again `cd ..` enter until you see only the C prompt. `C:/`)

Now type `CD Portable-Ubuntu` You should see this:



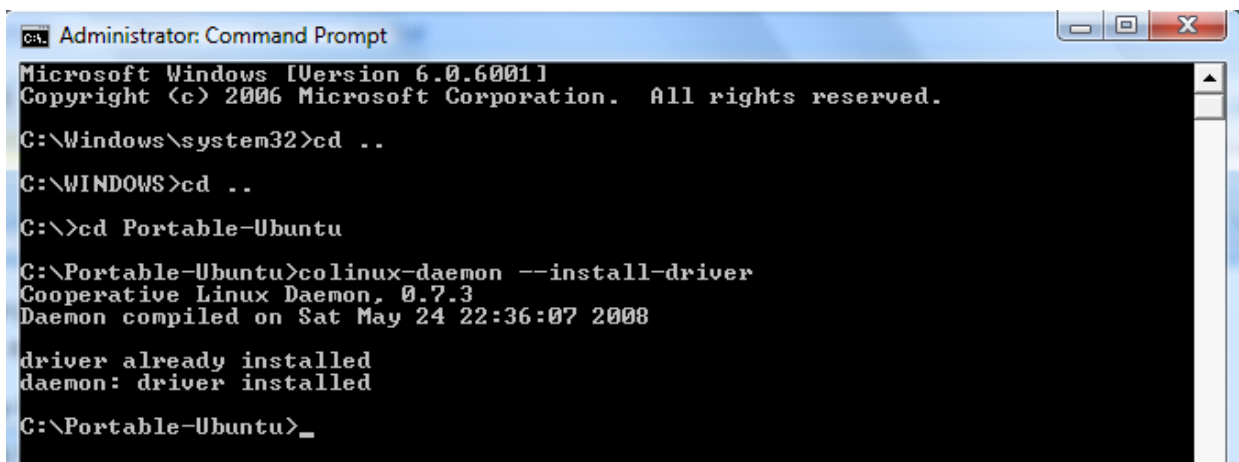
```
Administrator: Command Prompt
Microsoft Windows [Version 6.0.6001]
Copyright (c) 2006 Microsoft Corporation. All rights reserved.

C:\Windows\system32>cd ..
C:\WINDOWS>cd ..
C:\>cd Portable-Ubuntu
C:\Portable-Ubuntu>_
```

Now you are ready to install the driver needed to make the virtualized version of Ubuntu work on Vista.

Type this: `colinux-daemon --install-driver` and hit the enter key.

You should get a prompt saying driver installed. If you do it again you'll get this:



```
Administrator: Command Prompt
Microsoft Windows [Version 6.0.6001]
Copyright (c) 2006 Microsoft Corporation. All rights reserved.

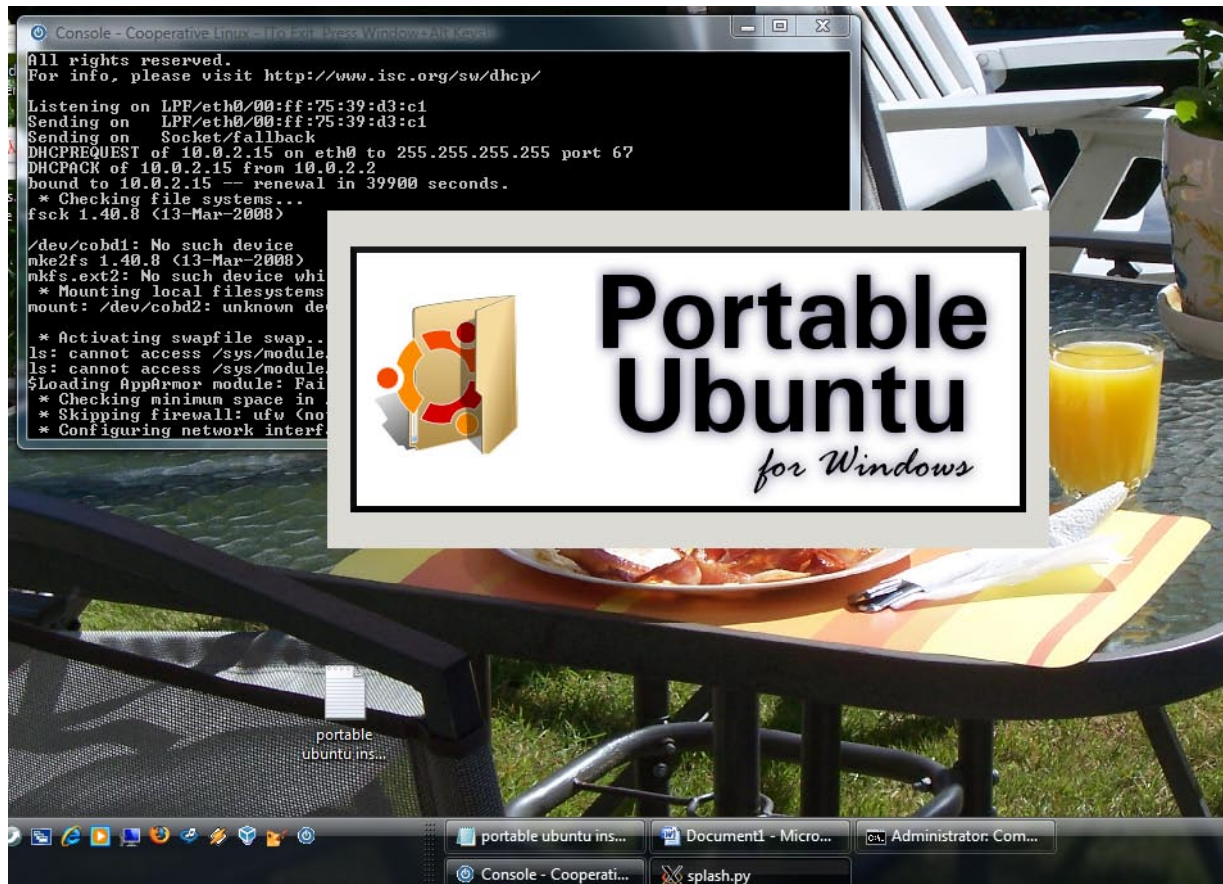
C:\Windows\system32>cd ..
C:\WINDOWS>cd ..
C:\>cd Portable-Ubuntu
C:\Portable-Ubuntu>colinux-daemon --install-driver
Cooperative Linux Daemon, 0.7.3
Daemon compiled on Sat May 24 22:36:07 2008

driver already installed
daemon: driver installed
C:\Portable-Ubuntu>_
```


Now hit the red X and close the command prompt window.

Via Windows Explorer find your way back to the directory Portable-Ubuntu and click on portable\_ubuntu.bat to start the program or create a shortcut of this .bat file for your desktop or task bar.

The result should look like this:



Then this:



VERY KOOL CONCEPT!!!